



PART 2

hardware kits




Woodworkers hardware kits make hardware selection simple and economical. All the components required are in a simple kit which is supplied keyed alike for convenience. All kits contain proven high quality hardware specifically engineered for our timber joinery that are bulk packaged to reduce costs.

woodworkers standard door hardware kits



NOTE: HINGES ARE NOT INCLUDED IN STOCK KITS



All butt hinges are ballbearing stainless construction

	silver	gold	black
BUTT HINGES			
item	code per single hinge		
100 x 60	401S	401G	NA
100 x 75	402S	402G	402B
100 x 100	403S	403G	403B
100 x 125	404S	404G	NA
100 x 150	405S	405G	NA
100 x 200	406S	406G	406B
HIRLINE HINGES			
100mm	411S	411G	411B
LIFT OFF HINGES			
100 x 75	421S/R	NA	NA
100 x 75	421S/L	NA	NA



watch our website videos on how to fit our locks



SINGLE ENTRY ROLLER KIT

2. Euro cylinder
10. Roller lock 60mm
12. Escutcheon pair
13. Magnetic stop

SINGLE ENTRY ROLLER KIT - SILVER

4021S KIT DESIGNED TO BE USED WITH PRESENTATION PULL HANDLES

SINGLE ENTRY ROLLER KIT - GOLD

4021G KIT DESIGNED TO BE USED WITH PRESENTATION PULL HANDLES

SINGLE ENTRY ROLLER KIT - BLACK

4021B KIT DESIGNED TO BE USED WITH PRESENTATION PULL HANDLES

DOUBLE ENTRY ROLLER KITS

2. Euro double cylinder
12. Escutcheon pair
13. Magnetic door stop - floor x 2
27. Mortice lock roller rebated
29. Keyed offset flush bolt 190mm x 2

DOUBLE ENTRY ROLLER KIT - SILVER

4022S KIT DESIGNED TO BE USED WITH PRESENTATION PULL HANDLES

DOUBLE ENTRY ROLLER KIT - GOLD

4022G KIT DESIGNED TO BE USED WITH PRESENTATION PULL HANDLES

DOUBLE ENTRY ROLLER KIT - BLACK

4022B KIT DESIGNED TO BE USED WITH PRESENTATION PULL HANDLES

PIVOT DOOR KIT

2. Euro double cylinder
10. Roller lock 60mm
12. Escutcheon pair
13. Magnetic stop
15. Extended strike
16. Deadbolt mortice lock

PIVOT DOOR BOLT KIT - SILVER

4023S KIT DESIGNED TO BE USED WITH PRESENTATION PULL HANDLES

PIVOT DOOR BOLT KIT - GOLD

4023G KIT DESIGNED TO BE USED WITH PRESENTATION PULL HANDLES

PIVOT DOOR BOLT KIT - BLACK

4023B KIT DESIGNED TO BE USED WITH PRESENTATION PULL HANDLES

PIVOT DOOR ROLLER KIT - SILVER

4024S KIT DESIGNED TO BE USED WITH PRESENTATION PULL HANDLES

PIVOT DOOR ROLLER KIT - GOLD

4024G KIT DESIGNED TO BE USED WITH PRESENTATION PULL HANDLES

PIVOT DOOR ROLLER KIT - BLACK

4024B KIT DESIGNED TO BE USED WITH PRESENTATION PULL HANDLES

woodworkers standard door hardware kits

INTERNAL PASSAGE + PRIVACY KIT

INTERNAL PASSAGE + PRIVACY KIT



1. Passage lever handle set
11. Privacy snib & bolt
17. Tube latch

INTERNAL PASSAGE KIT - SILVER



INTERNAL PRIVACY KIT - SILVER



INCLUDES 4003S PASSAGE KIT

INTERNAL PASSAGE KIT - GOLD



INTERNAL PRIVACY KIT - GOLD



INCLUDES 4003G PASSAGE KIT

INTERNAL PASSAGE KIT - BLACK




INTERNAL PRIVACY KIT - BLACK



INCLUDES 4003B PASSAGE KIT

MULTIFOLD 1 WAY KIT

MULTIFOLD 1 WAY KIT



1. Euro lever handle set
2. Euro double cylinder
6. Mortice lock 48cc
9. Extended strike
14. Magnetic door stop - Wall


1 WAY KIT - SILVER



1 WAY KIT - GOLD




1 WAY KIT - BLACK




SINGLE ENTRY LEVER KIT

SINGLE ENTRY LEVER KIT




1. Euro lever handle set
2. Euro cylinder
6. Mortice lock 48cc
13. Magnetic stop


SINGLE ENTRY LEVER KIT - SILVER



SINGLE ENTRY LEVER KIT - GOLD

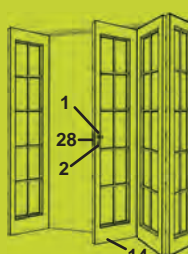


SINGLE ENTRY LEVER KIT - BLACK



MULTIFOLD REBATED KIT

MULTIFOLD REBATED KIT



1. Euro lever handle set
2. Euro double cylinder
14. Magnetic door stop x 2 - Wall
28. Mortice lock rebated 48cc


REBATED KIT - SILVER



REBATED KIT - GOLD




REBATED KIT - BLACK





FRENCH DOOR / DOUBLE ENTRY LEVER KIT

FRENCH DOOR + DOUBLE ENTRY LEVER KIT





1. Euro lever handle set
2. Euro double cylinder C4 65mm
3. Keyed flush bolt 190mm
4. Non-keyed flush bolt 190mm
5. Silent pattern cabin hook 150mm x 2
13. Magnetic door stop - floor x 2
28. Mortice lock rebated 48cc
29. Keyed offset flush bolt 190mm x 2


FRENCH DOOR / DOUBLE ENTRY LEVER KIT - SILVER



FRENCH DOOR / DOUBLE ENTRY LEVER KIT - GOLD

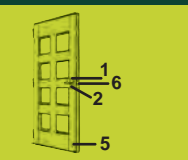


FRENCH DOOR / DOUBLE ENTRY LEVER KIT - BLACK




VERANDAH GATE SINGLE

CONTEMPORARY 1 GATE KIT




1. Euro lever handle set
2. Euro double cylinder
5. Silent pattern cabin hook 150mm
6. Mortice lock


SINGLE KIT - SILVER



SINGLE KIT - GOLD



SINGLE KIT - BLACK




VERANDAH GATE PAIR

CONTEMPORARY 2 GATE KIT




1. Euro lever handle set
2. Euro double cylinder
5. Silent pattern cabin hook x 2
13. Panic bolt
23. Panic bolt
28. Mortice lock rebated 48cc


DOUBLE KIT - SILVER



DOUBLE KIT - GOLD



DOUBLE KIT - BLACK



door hardware kits

woodworkers door hardware kits

entry kit

door hardware kits

SLIDING DOOR KIT - OX

SLIDING DOOR KIT - OX

2. Euro double cylinder
12. Escutcheon pair
20. Sliding door lock
21. Flush pull x 2
22. Half moon door stop

SLIDING DOOR KIT - OX - SILVER

4031S

SLIDING DOOR KIT - OX - GOLD

4031G

SLIDING DOOR KIT - OX - BLACK

4031B

SECURITY DOUBLE DOOR KIT

SECURITY DOUBLE DOOR KIT

2. Euro double cylinder
3. Keyed flush bolt 190mm
4. Non-keyed flush bolt 190mm
16. Deadbolt mortice lock rebated
18. Roller bolt
19. Escutcheon pull handle x 2

SECURITY DOUBLE DOOR KIT - SILVER

4072S

SECURITY DOUBLE DOOR KIT - GOLD

4072G

SECURITY DOUBLE DOOR KIT - BLACK

4072B

SLIDING REBATED DOORS OXO

SLIDING REBATED DOORS OXO

2. Euro double cylinder
12. Escutcheon pair
21. Flush pull x 4
22. Half moon door stop
25. Sliding door astragal lock

SLIDING REBATED DOORS OXO - SILVER

4032S

SLIDING REBATED DOORS OXO - GOLD

4032G

SLIDING REBATED DOORS OXO - BLACK

4032B

SECURITY DOUBLE DOOR KIT

get a 33% discount on morticing locks + flush bolts when you buy our Kits



TRADITIONAL VERANDAH GATE

TRADITIONAL VERANDAH GATE - SINGLE KIT

5. Silent pattern cabin hook 150mm
24. Rimlock gold or black + knobs
26. Rimlock escutcheon single

SINGLE KIT - POLISHED BRASS

4083G

SINGLE KIT - POLISHED BRASS/BLACK

4083BG

SINGLE KIT - BLACK

4083B

TRADITIONAL VERANDAH GATE

TRADITIONAL VERANDAH GATE - DOUBLE KIT

5. Silent pattern cabin hook x 2
23. Panic bolt
24. Rimlock gold or black + knobs
26. Rimlock escutcheon single

DOUBLE KIT - POLISHED BRASS

4084G

DOUBLE KIT - POLISHED BRASS/BLACK

4084BG

DOUBLE KIT - BLACK

4084B

SECURITY SINGLE DOOR KIT

SECURITY SINGLE DOOR KIT

2. Euro double cylinder
16. Deadbolt mortice lock
18. Roller bolt
19. Escutcheon pull handle x 2

SECURITY SINGLE DOOR KIT - SILVER

4071S

SECURITY SINGLE DOOR KIT - GOLD

4071G

SECURITY SINGLE DOOR KIT - BLACK

4071B



TAKE 1 PAIR OF HELIO 600 + 304 STAINLESS STEEL HANDLES

OR FOR DOUBLE ENTRY KITS TAKE TWO PAIR OF HELIO'S FOR AN EXTRA \$100

you'll save a bundle when you buy our bundles

specials

HELIO 600mm

304 STAINLESS STEEL HANDLES

Special bundle buys

DOUBLE ENTRY ROLLER KIT

4493S

33% OFF

PIVOT DEADBOLT KIT

4490S

41% OFF

PIVOT OR SINGLE ENTRY ROLLER KIT

4491S
4492S

44% OFF

only needed in pivot kit

COLUMN A ALTERNATIVE HANDLES

alternative kits using different lever handle styles chosen from column A

PRICE CODE 3

tokyo soho
zip nida
berlin berlin

PRICE CODE 2

cottage on rose cottage on rose
cottage on traditional silver cottage on traditional gold
clipper
florence

PRICE CODE 1

heritage on plate cottage on slimline

INTERNAL PASSAGE + PRIVACY KIT

1. Passage lever handle set
11. Privacy snib & bolt
17. Tube latch

INTERNAL PASSAGE KIT - SILVER

4403S
4403G
4403B

17

INTERNAL PRIVACY KIT - SILVER

4404S
4404G
4404B

11

includes passage kit

SINGLE ENTRY LEVER KIT

1. Euro lever handle set
2. Euro double cylinder
8. Mortice lock
12. Escutcheon pair
13. Magnetic stop floor

4402S
4402G
4402B

8
13
2
12 escutcheons as required for rose options only

FRENCH DOOR / DOUBLE ENTRY LEVER KITS

4 2/29
7
12
13
3 7 29
5

FRENCH DOOR / DOUBLE ENTRY LEVER KITS

french door double entry
4400S 4401S
4400G 4401G
4400B 4401B

2
7
12 escutcheons as required for rose options only

1. Euro lever handle set
2. Euro double cylinder
3. Keyed flush bolt 190mm
4. Non-keyed flush bolt 190mm
5. Cabin hook 150mm x 2
7. Mortice rebated latch lock
12. Escutcheon pair
13. Magnetic stop floor x 2
29. Keyed offset flush bolt 190mm x 2

included with above French Door Kits 4000S, 4000G, 4000B
included with above Double Entry Kits 4001S, 4001G, 4001B

5 (2 off)
29 (2 off)
13 (2 off)

custom kits

alternative kits using different lever handle styles chosen from column A

MULTIFOLD 1 WAY KIT

1. Euro lever handle set
2. Euro double cylinder
8. Mortice lock
12. Escutcheon pair
14. Magnetic door stop - Wall
15. Extended strike

ALTERNATIVE HANDLE KIT

4411S
4411G
4411B

8
15
2
12 escutcheons as required for rose options only
14

MULTIFOLD REBATED KIT

1. Euro lever handle set
2. Euro double cylinder
7. Mortice lock rebated
12. Escutcheon pair
14. Magnetic stop x 2 - Wall

ALTERNATIVE HANDLE KIT

4412S
4412G
4412B

2
7
14
12 escutcheons as required for rose options only

VERANDAH GATE PAIR

1. Euro lever handle set
2. Euro double cylinder
5. Cabin hook 150mm x 2
7. Mortice lock rebated
12. Escutcheon pair
23. Panic bolt

ALTERNATIVE HANDLE KIT

4482S
4482G
4482B

5
23
7
12 escutcheons as required for rose options only
2

VERANDAH GATE SINGLE

1. Euro lever handle set
2. Euro double cylinder
5. Cabin hook 150mm
8. Mortice latch lock
12. Escutcheon pair

ALTERNATIVE HANDLE KIT

4481S
4481G
4481B

5
2
12 escutcheons as required for rose options only
8

lock + bolt morticing

MORTICE LOCKS:

lock pocket
face plate recess

Woodworkers provide a service to machine out lock pockets and flush bolt routings to suit our hardware only. Price does not include installation of the hardware but does cover the trenching for the lock body and plate as shown but NOT for the striker plate, cylinder or spindle holes which need to be done on site by others. This permits flexibility for both single and double sided hardware to be fitted on site to suit the application. When Woodworkers hardware is ordered a discount applies to the morticing as a package

FLUSH BOLTS:

keyed bolt recess
slide recess
flush plate recess

Flush bolt routing is for Woodworkers own keyed or non keyed flush bolts only and does NOT include striker plate checkout and the installation of the flush bolts which is done on site by others



door lock preparation & installation video

woodworkers door lock guide



ROLLER LOCKS

Roller locks restrain a door with a spring mounted roller shaped latch rather than a conventional wedge type latch that requires mechanical retraction. This allows the use of presentation pull handles (as no knob or lever is required) giving a contemporary uncluttered look. Like other locks there is an independent dead bolt to totally lock the door when required. Roller locks are available only with euro cylinder mechanisms and can be used in rebated door or single door applications.



EURO LATCH LOCKS

These are high security locks used on external doors suitable for modern euro cylinders. You can choose either a double-ended cylinder (where a key can be used from either end) or a thumb-turn cylinder (key for outside, thumb turn inside). They are morticed into the door stile so the lock mechanism is concealed from view. Euro cylinders can be masterkeyed as necessary to allow different access levels.



REBATED LATCH LOCKS

These are used when you have one door closing into another door, which is traditionally done on French Doors and Double Entry Doors. Rebated locks have a 13mm rebate in the face plate and strike and are available in Euro Lock, Skeleton Key Lock or you can use a Rebate Kit on a Tube Latch.



SLIDING LOCKS

Sliding or Parrot's Beak Locks are locks with claw hooks to grab onto the opposing striker plate to secure a sliding door. They can have flat or half moon faces (known as astragal) and can be used internally or externally with either euro cylinder or skeleton key operation.



SKELETON KEY LOCKS

These can be 5 Lever High Security Locks, to be used on external doors, or 3 Lever Low Security Locks to be used on internal doors. The difference between 5 Lever and 3 Lever Locks is the number of different key combinations available. These locks are supplied with a "skeleton" key. The main difference is that the 3 and 5 Lever Locks are more "traditional" for period homes but they cannot be master keyed.



RIM LOCKS

These are low security locks that screw to the outer surface of the door (as opposed to a mortice lock, which is "morticed" into the door). Rim Locks require knobs with a threaded spindle, where the knob screws onto the threaded spindle and is secured by grub screws. Rim Locks are suitable for inward opening doors only and are not suitable for rebated doors. They are also known as carpenter's locks.



DEADBOLTS

Deadbolts are part of most other lock varieties and are the bolt that locks the door, designed in conjunction with latch or roller mechanisms that restrain the door but don't lock it. Deadbolts are also available as separate mortice or surface mounted units for supplementary security.



DEADLATCHES

These latches can be retracted by a key from either side or a knob or lever from the inside only. They can be either rim or mortice locks.



TUBE LATCHES

This is used when the door doesn't need to be locked. It can be used with any type of lever or knob door furniture. Latch simply means you need a Tube Latch to make your door furniture functional.



PRIVACY LATCH

These latches can be used on Bedroom or Bathroom Doors. They have a thumb turn on one side and a safety release on the other side of the tubelatch.



CYLINDER LOCKS

Quick fit cylinder locks integrate the handle and lock into a single unit that can be master keyed and is easily fitted with only two drilled holes being required. They are available with knob or lever action and have variations for external and internal applications including privacy, keyed and non-keyed situations.



EASY FIT DEAD BOLTS

These are the simplest deadbolt to fix requiring two drilled holes and a surface mounted lock. They are available for single and double door applications.

ELECTRONIC + KEYLESS LOCKS

Smart locks have become popular because of the ease of installation and the amount of control it gives the owner. These locks don't need to be hardwired as they have batteries and can connect directly, or through a hub or bridge to your home WiFi. Depending on the model chosen you can control the lock via keypad, smartphone, tag, fingerprint or mechanical key. Smart locks can allow for remote locking and unlocking as well as over 100 permanent or time-controlled access codes. Mechanical keyless locks still have their place where WiFi or electricity isn't available.

woodworkers barn door sliding hardware

premium range - 80kg

Suitable for single or double door operation. Single door kits sold in five kit sizes with 2m - 4m open rail track. Double door kits sold in four kit sizes with 3m - 5m open rail track. Available with both black and stainless steel hardware. Suitable for one or two doors to cover the opening on a single track. Doors may slide in one or both directions. For internal use only on doors 35 - 45mm thick



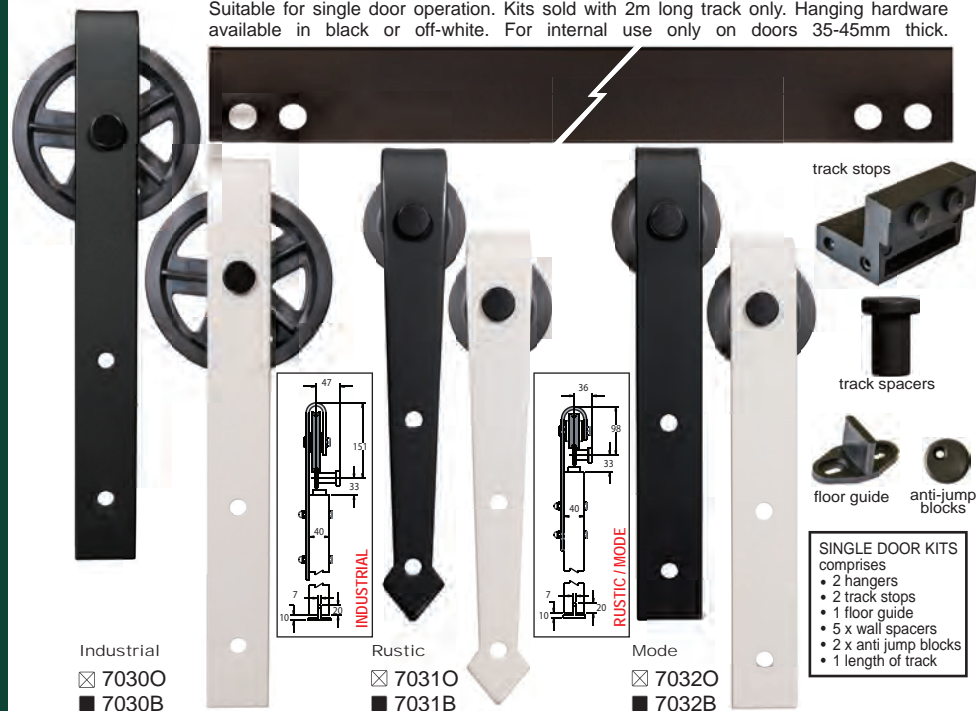
Illustration shows Woodworkers stock barn doors

- 7015S
- 7015B
- see pricelist for other options
- SINGLE DOOR KITS comprises
 - 2 hangers
 - 2 track stops
 - 1 floor guide
 - 1 mounting bracket per 450mm of track
 - 2 end caps
 - 2 floor stops
 - 1 length of track

- 7016S
- 7016B
- see pricelist for other options
- DOUBLE DOOR KITS comprises
 - 4 hangers
 - 4 track stops
 - 2 floor guides
 - 1 mounting bracket per 450mm of track
 - 2 end caps
 - 2 floor stops
 - 1 length of track

budget range - 40kg

Suitable for single door operation. Kits sold with 2m long track only. Hanging hardware available in black or off-white. For internal use only on doors 35-45mm thick.



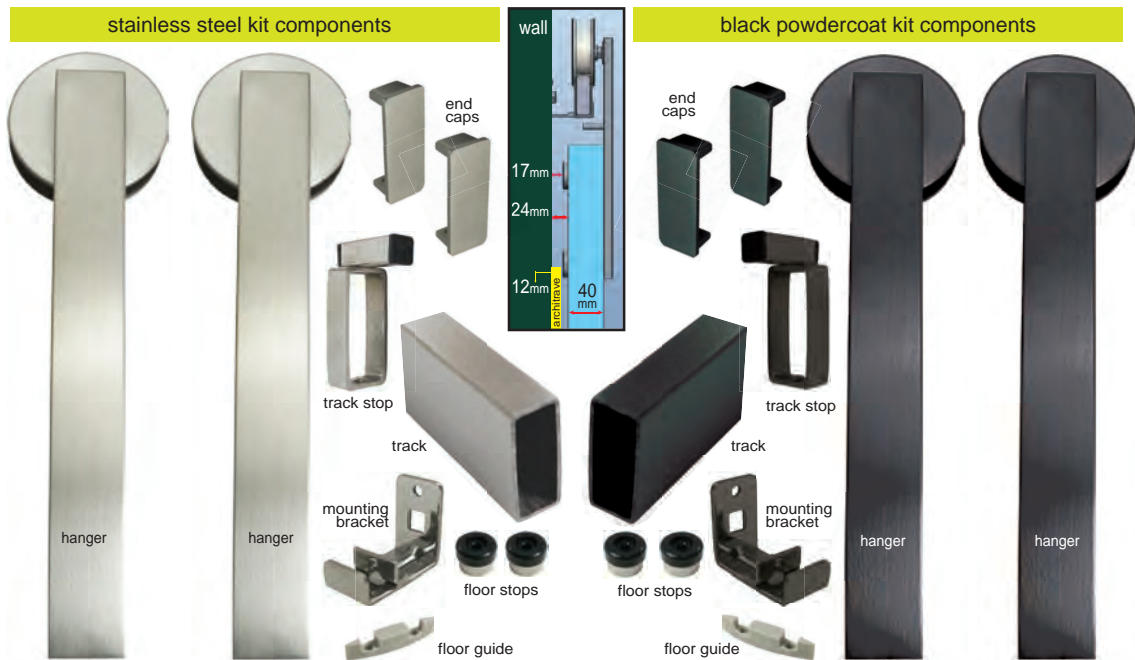
- Industrial
 - ☒ 7030O
 - 7030B
- Rustic
 - ☒ 7031O
 - 7031B
- Mode
 - ☒ 7032O
 - 7032B

Please note all off white tracks and accessories come with black wheels and fixings


- SINGLE DOOR KITS comprises
- 2 hangers
 - 2 track stops
 - 1 floor guide
 - 5 x wall spacers
 - 2 x anti jump blocks
 - 1 length of track

stainless steel kit components

black powdercoat kit components



barn door accessories



- 7012 aluminium sleeve for poly track 25(w) x 23mm(h)
- 7013 poly track 21(w) x 20mm(h)
- 7025 adjustable architrave guide
- 7022 bearing guide
- 7036S 300mm pull handle flush pull set
- 7037S 300mm pull handle flush pull set
- 7037B 300mm pull handle flush pull set
- 7037O 300mm pull handle flush pull set
- 7033B budget range track joiner
- 7033OW premium track joiner
- 7017S premium track joiner
- 7017B premium track joiner
- 7035S barn door catch
- 7035B barn door catch