

woodworkers gates

woodworkers gates range



woodworkers half lattice BV12
 2040 x 1067 x 40mm \$880
 2040 x 1226 x 40mm \$898
 2040 x 1426 x 40mm \$939
 2040 x 1626 x 40mm \$1009
 price per pair. priming extra 20%



woodworkers square top fully latticed BV10 White Primed
 2040 x 1067 x 40mm \$816 \$979
 2040 x 1226 x 40mm \$841 \$1009
 2040 x 1426 x 40mm \$898 \$1078
 2040 x 1626 x 40mm \$982 \$1178
 price per pair. priming extra 20%




woodworkers square top fully slatted BV11
 2040 x 1067 x 40mm \$880
 2040 x 1226 x 40mm \$898
 2040 x 1426 x 40mm \$939
 2040 x 1626 x 40mm \$1009
 price per pair. priming extra 20%



woodworkers square top diagonal lattice BV13
 2040 x 1067 x 40mm \$880
 2040 x 1226 x 40mm \$898
 2040 x 1426 x 40mm \$939
 2040 x 1626 x 40mm \$1009
 price per pair. priming extra 20%



woodworkers square top half V.J. BV14
 2040 x 1067 x 40mm \$957
 2040 x 1226 x 40mm \$974
 2040 x 1426 x 40mm \$1016
 2040 x 1626 x 40mm \$1079
 price per pair. priming extra 20%



Single Lattice Lockrail
 2040 x 540 x 40 \$389
 2040 x 620 x 40 \$421
 2040 x 720 x 40 \$447
 2040 x 820 x 40 \$490
 priming extra 20%




Coolum gate
 1800 x 900 x 45mm \$693




Mandalay gate
 1800 x 900 x 45mm \$652

Standard lattice sizes 30 x 10 and 20 x 10 available in red cedar. All other lattice sizes supplied in treated pine for painted applications. External gates must have minimum 4 coats oil based paint to maintain their warranty. Water based acrylic paints are unacceptable.

ALL PRICES INCLUDE GST



woodworkers s-top batwing half lattice BV3
 2040 x 1067 x 40mm \$918
 2040 x 1226 x 40mm \$942
 2040 x 1426 x 40mm \$969
 price per pair. priming extra 20%




woodworkers s-top batwing fully latticed BV1 White Primed
 2040 x 1067 x 40mm \$841 \$1009
 2040 x 1226 x 40mm \$863 \$1036
 2040 x 1426 x 40mm \$904 \$1085
 price per pair. priming extra 20%




woodworkers s-top batwing fully slatted BV2
 2040 x 1067 x 40mm \$918
 2040 x 1226 x 40mm \$942
 2040 x 1426 x 40mm \$969
 price per pair. priming extra 20%



woodworkers s-top batwing diagonal lattice BV15
 2040 x 1067 x 40mm \$918
 2040 x 1226 x 40mm \$942
 2040 x 1426 x 40mm \$969
 price per pair. priming extra 20%




woodworkers s-top batwing half V.J. BV5
 2040 x 1067 x 40mm \$965
 2040 x 1226 x 40mm \$989
 2040 x 1426 x 40mm \$1016
 price per pair. priming extra 20%



grooved back arch to suit centrepoint gate
 1100 width x 670 drop \$332
 1300 width x 825 drop \$356
 1500 width x 1025 drop \$403
 1700 width x 1225 drop \$450



centrepoint gate with matching arch



Bali gate
 1800 x 900 x 45mm \$747



Vertical plank gate
 1800 x 900 x 45mm \$764



Horizontal plank gate
 1800 x 900 x 45mm \$764

woodworkers centrepoint gate BV16
 2040 x 1067 x 40mm \$1162 midrail height 1185mm
 2040 x 1226 x 40mm \$1210 midrail height 1025mm
 2040 x 1426 x 40mm \$1268 midrail height 825mm
 2040 x 1626 x 40mm \$1327 midrail height 625mm
 price per pair. priming extra 15%

CONTEMPORARY GATES




Woodworkers extensive range of durable mortice and tenon verandah gates have the flexibility to be trimmed to suit most applications. They can enhance the look of any entrance while providing the traditional solution for privacy and security concerns.


restoration products video



woodworkers gates




archtop lattice & slat gates
 Size Cedar
 1800 x 900 x 45mm \$659
 1300 x 900 x 45mm \$560
 1300 x 1400 x 45mm \$771




archtop full lattice gates
 Size Cedar
 1800 x 900 x 45mm \$659
 1300 x 900 x 45mm \$560
 1300 x 1400 x 45mm \$771




archtop all slat gates
 Size Cedar
 1800 x 900 x 45mm \$631
 1300 x 900 x 45mm \$547
 1300 x 1400 x 45mm \$700



archtop dowel & slat gates
 Size Cedar
 1800 x 900 x 45mm \$729
 1300 x 900 x 45mm \$589
 1300 x 1400 x 45mm \$777



archtop dowel & lattice gates
 Size Cedar
 1800 x 900 x 45mm \$729
 1300 x 900 x 45mm \$589
 1300 x 1400 x 45mm \$777



archtop dowel & diag. lattice gates
 Size Cedar
 1800 x 900 x 45mm \$747
 1300 x 900 x 45mm \$611
 1300 x 1400 x 45mm \$783




archtop dowel & VJ plank gates
 Size Cedar
 1800 x 900 x 45mm \$764
 1300 x 900 x 45mm \$631
 1300 x 1400 x 45mm \$827




chancellor carriage gates
 1300 x 1400 x 45mm \$901 each **NEW PRODUCT**
 Heavy galvanised wrought iron panels powdercoated black in solid cedar frame

for additional stock gate designs refer FAQ 18 on our website




lattice & slat gates
 Size Cedar
 1800 x 900 x 45mm \$631
 1300 x 900 x 45mm \$526
 1300 x 1400 x 45mm \$723




full lattice gates
 Size Cedar
 1800 x 900 x 45mm \$631
 1300 x 900 x 45mm \$526
 1300 x 1400 x 45mm \$723



all slat gates
 Size Cedar
 1800 x 900 x 45mm \$589
 1300 x 900 x 45mm \$490
 1300 x 1400 x 45mm \$666



dowel & slat gates
 Size Cedar
 1800 x 900 x 45mm \$686
 1300 x 900 x 45mm \$547
 1300 x 1400 x 45mm \$736



dowel & lattice gates
 Size Cedar
 1800 x 900 x 45mm \$686
 1300 x 900 x 45mm \$547
 1300 x 1400 x 45mm \$736



dowel & diag. lattice gates
 Size Cedar
 1800 x 900 x 45mm \$711
 1300 x 900 x 45mm \$574
 1300 x 1400 x 45mm \$750



dowel & VJ plank gates
 Size Cedar
 1800 x 900 x 45mm \$729
 1300 x 900 x 45mm \$589
 1300 x 1400 x 45mm \$785



chancellor carriage gate (large)
 1300 x 1600 x 45mm \$948



chancellor pedestrian gate
 1800 x 900 x 45mm \$792

NEW PRODUCTS All designs are available with kwila frames and cedar infills, white primed, at an additional cost of 20%.



scallop lattice & slat gates
 Size Cedar
 1800 x 900 x 45mm \$659
 1300 x 900 x 45mm \$560
 1300 x 1400 x 45mm \$771




scallop full lattice gates
 Size Cedar
 1800 x 900 x 45mm \$659
 1300 x 900 x 45mm \$560
 1300 x 1400 x 45mm \$771



scallop all slat gates
 Size Cedar
 1800 x 900 x 45mm \$631
 1300 x 900 x 45mm \$547
 1300 x 1400 x 45mm \$700



scallop dowel & slat gates
 Size Cedar
 1800 x 900 x 45mm \$729
 1300 x 900 x 45mm \$589
 1300 x 1400 x 45mm \$777



scallop dowel & lattice gates
 Size Cedar
 1800 x 900 x 45mm \$729
 1300 x 900 x 45mm \$589
 1300 x 1400 x 45mm \$777



scallop dowel & diag. lattice gates
 Size Cedar
 1800 x 900 x 45mm \$747
 1300 x 900 x 45mm \$611
 1300 x 1400 x 45mm \$783



scallop dowel & VJ plank gates
 Size Cedar
 1800 x 900 x 45mm \$764
 1300 x 900 x 45mm \$631
 1300 x 1400 x 45mm \$827



scallop dowel & fretwork gates
 Size Cedar
 1800 x 900 x 45mm \$906
 1300 x 900 x 45mm \$813
 1300 x 1400 x 45mm \$982



scallop dowel & crossbar gates
 Size Cedar
 1800 x 900 x 45mm \$856
 1300 x 900 x 45mm \$771
 1300 x 1400 x 45mm \$925

GATES ARE CONSTRUCTED OF SURIAN RED CEDAR. PRE-PRIMING WHITE / CLEAR SEALER EXTRA 20%. SUBJECT TO AVAILABILITY

Standard lattice sizes 30 x 10 and 20 x 10 available in red cedar. All other lattice sizes supplied in treated pine for painted applications. External gates must have minimum 4 coats oil based paint to maintain their warranty. Water based acrylic paints are unacceptable.

Never use acrylic paints on gates

Woodworkers unique range of stock mortice and tenon gates permit most driveway and pedestrian requirements to be supplied without long lead times for both heritage and contemporary applications. Many of the designs are stocked as templates so that lattice and slats can match the prevailing architectural details of your house. Woodworkers can also custom make gates to any other design as required.



woodworkers gates range